


MUNICIPIO DE COQUIMATLAN, COL.
Sistema Integral de Contabilidad Gubernamental
ESTADO ANALITICO DEL EJERCICIO DEL PRESUPUESTO DE EGRESOS
 Clasificación Administrativa

DEL 1 DE MAYO AL 31 DE MAYO DE 2024

Análisis por: Clasificación Administrativa

Clave Presupuestaria	Descripción	Aprobado May-May	Ampliaciones / (Reducciones) May-May	Modificado May-May	DpC May- May	Devengado May-May	Pagado May-May	Subejercicio May-May
UP-UR-UE								
01	REGIDORES	269,198.62	-50.00	269,148.62	0.00	269,148.62	260,198.62	0.00
01 01	REGIDORES	269,198.62	-50.00	269,148.62	0.00	269,148.62	260,198.62	0.00
01 01 01	DESPACHO DE REGIDORES	269,198.62	-50.00	269,148.62	0.00	269,148.62	260,198.62	0.00
02	PRESIDENCIA MUNICIPAL	312,404.11	-64,258.40	248,145.71	0.00	248,145.71	221,182.63	0.00
02 01	PRESIDENCIA MUNICIPAL	312,404.11	-64,258.40	248,145.71	0.00	248,145.71	221,182.63	0.00
02 01 01	DESPACHO DE PRESIDENCIA	224,079.88	-64,296.74	159,783.14	0.00	159,783.14	132,820.06	0.00
02 01 02	SECRETARIA PARTICULAR	88,324.23	38.34	88,362.57	0.00	88,362.57	88,362.57	0.00
03	SECRETARIA DEL H AYUNTAMIENTO	720,262.97	44,842.74	765,105.71	-3,961.40	769,067.11	756,985.64	-3,961.40
03 01	SECRETARIA DEL H AYUNTAMIENTO	720,262.97	44,842.74	765,105.71	-3,961.40	769,067.11	756,985.64	-3,961.40
03 01 01	DESPACHO DE SECRETARIA DEL H AYUNTAMIENTO	327,327.01	6,904.52	334,231.53	0.00	334,231.53	322,850.06	0.00
03 01 02	DIRECCION DE ASUNTOS JURIDICOS	53,600.30	38,797.77	92,398.07	0.00	92,398.07	92,398.07	0.00
03 01 03	DIRECCION DE COMUNICACION SOCIAL	57,768.00	-7,494.25	50,273.75	0.00	50,273.75	49,773.75	0.00
03 01 04	DIRECCION DE CULTURA	57,246.43	0.00	57,246.43	0.00	57,246.43	57,246.43	0.00
03 01 05	DIRECCION DE DEPORTES	101,541.46	-2,331.89	99,209.57	-3,961.40	103,170.97	102,970.97	-3,961.40
03 01 07	DIRECCION DE REGISTRO CIVIL	0.00	0.00	0.00	0.00	0.00	0.00	0.00
03 01 08	JUNTA MUNICIPAL DE PUEBLO JUAREZ	104,629.77	9,516.59	114,146.36	0.00	114,146.36	114,146.36	0.00
03 01 09	COMISARIAS MUNICIPALES	18,150.00	-550.00	17,600.00	0.00	17,600.00	17,600.00	0.00
04	OFICIALIA MAYOR	2,948,150.18	-1,545,839.80	1,402,310.38	-	1,412,329.96	1,640,758.79	-
04 01	OFICIALIA MAYOR	2,948,150.18	-1,545,839.80	1,402,310.38	-10,019.58	1,412,329.96	1,640,758.79	-10,019.58
04 01 01	DESPACHO DE OFICIALIA MAYOR	1,620,886.69	-950,874.46	670,012.23	-10,019.58	680,031.81	631,117.03	-10,019.58
04 01 03	DEPARTAMENTO DE RECURSOS HUMANOS	1,296,932.19	-596,046.51	700,885.68	0.00	700,885.68	978,229.29	0.00
04 01 05	DEPARTAMENTO DE INFORMATICA	30,331.30	1,081.17	31,412.47	0.00	31,412.47	31,412.47	0.00
05	TESORERIA MUNICIPAL	624,953.79	-94,889.08	530,064.71	0.00	530,064.71	526,507.21	0.00
05 01	TESORERIA MUNICIPAL	624,953.79	-94,889.08	530,064.71	0.00	530,064.71	526,507.21	0.00
05 01 01	DESPACHO DE TESORERIA MUNICIPAL	527,972.03	-79,718.64	448,253.39	0.00	448,253.39	444,695.89	0.00
05 01 02	DIRECCION DE INGRESOS	20,602.60	-5,000.28	15,602.32	0.00	15,602.32	15,602.32	0.00
05 01 03	DIRECCION DE EGRESOS Y CONTABILIDAD	43,321.32	6,000.00	49,321.32	0.00	49,321.32	49,321.32	0.00
05 01 04	DIRECCION DE CATASTRO	33,057.84	-16,170.16	16,887.68	0.00	16,887.68	16,887.68	0.00
06	CONTRALOR MUNICIPAL	27,016.15	16,629.53	43,645.68	0.00	43,645.68	42,645.68	0.00
06 01	CONTRALOR MUNICIPAL	27,016.15	16,629.53	43,645.68	0.00	43,645.68	42,645.68	0.00
06 01 01	DESPACHO DEL CONTRALOR MUNICIPAL	27,016.15	16,629.53	43,645.68	0.00	43,645.68	42,645.68	0.00
07	DIRECCION DE OBRAS PUBLICAS, DESARROLLO URBANO Y ECOLOGIA	201,768.38	838,721.61	1,040,489.99	849,450.74	191,039.25	188,395.39	849,450.74
07 01	DIRECCION DE OBRAS PUBLICAS, DESARROLLO URBANO Y ECOLOGIA	201,768.38	838,721.61	1,040,489.99	849,450.74	191,039.25	188,395.39	849,450.74
07 01 01	DESPACHO DE LA DIRECCION DE OBRAS PUBLICAS, DESARROLLO URBANO Y ECOLOGIA	184,401.83	839,622.50	1,024,024.33	850,000.00	174,024.33	171,380.47	850,000.00



MUNICIPIO DE COQUIMATLAN, COL.
Sistema Integral de Contabilidad Gubernamental
ESTADO ANALITICO DEL EJERCICIO DEL PRESUPUESTO DE EGRESOS


Clasificación Administrativa

DEL 1 DE MAYO AL 31 DE MAYO DE 2024

Análisis por: Clasificación Administrativa

Clave Presupuestaria	Descripción	Aprobado May-May	Ampliaciones / (Reducciones) May-May	Modificado May-May	DpC May- May	Devengado May-May	Pagado May-May	Subejercicio May-May
UP-UR-UE								
07 01 02	DEPARTAMENTO DE OBRAS PUBLICAS	17,366.55	-900.89	16,465.66	-549.26	17,014.92	17,014.92	-549.26
08	DIRECCION DE SERVICIOS PUBLICOS	1,718,930.57	2,510.90	1,721,441.47	0.00	1,721,441.47	1,863,078.36	0.00
08 01	DIRECCION DE SERVICIOS PUBLICOS	1,718,930.57	2,510.90	1,721,441.47	0.00	1,721,441.47	1,863,078.36	0.00
08 01 01	DESAPACHO DE LA DIRECCION DE SERVICIOS PUBLICOS	1,718,930.57	-61,267.94	1,657,662.63	0.00	1,657,662.63	1,799,299.52	0.00
08 01 03	DEPARTAMENTO DE PARQUES Y JARDINES	0.00	52,487.40	52,487.40	0.00	52,487.40	52,487.40	0.00
08 01 04	DEPARTAMENTO DE RASTRO MUNICIPAL	0.00	0.00	0.00	0.00	0.00	0.00	0.00
08 01 06	DEPARTAMENTO DE PANTEON	0.00	11,291.44	11,291.44	0.00	11,291.44	11,291.44	0.00
09	DIRECCION DE SEGURIDAD PUBLICA, TRANSITO Y VIALIDAD	1,472,394.54	-449,186.91	1,023,207.63	0.00	1,023,207.63	1,404,270.21	0.00
09 01	DIRECCION DE SEGURIDAD PUBLICA, TRANSITO Y VIALIDAD	1,472,394.54	-449,186.91	1,023,207.63	0.00	1,023,207.63	1,404,270.21	0.00
09 01 01	SEGURIDAD PUBLICA, TRANSITO Y VIALIDAD	1,472,394.54	-449,186.91	1,023,207.63	0.00	1,023,207.63	1,404,270.21	0.00
10	DIRECCION DE DESARROLLO MUNICIPAL	178,342.81	-27,323.82	151,018.99	0.00	151,018.99	150,019.04	0.00
10 01	DIRECCION DE DESARROLLO MUNICIPAL	178,342.81	-27,323.82	151,018.99	0.00	151,018.99	150,019.04	0.00
10 01 01	DESAPACHO DE LA DIRECCION DE DESARROLLO MUNICIPAL	73,695.88	-12,926.09	60,769.79	0.00	60,769.79	60,269.84	0.00
10 01 02	DEPARTAMENTO DE PLANEACION	94,337.88	-4,088.68	90,249.20	0.00	90,249.20	89,749.20	0.00
10 01 04	DEPARTAMENTO DE DESARROLLO RURAL	10,309.05	-10,309.05	0.00	0.00	0.00	0.00	0.00
11	ORGANISMOS PUBLICOS DESCENTRALIZADOS	766,666.66	0.00	766,666.66	0.00	766,666.66	766,666.66	0.00
11 01	ORGANISMOS PUBLICOS DESCENTRALIZADOS	766,666.66	0.00	766,666.66	0.00	766,666.66	766,666.66	0.00
11 01 01	DIF MUNICIPAL	766,666.66	0.00	766,666.66	0.00	766,666.66	766,666.66	0.00
12	OBRA PUBLICA E INVERSION	3,846,890.60	-3,846,890.60	0.00	0.00	0.00	0.00	0.00
12 01	OBRA PUBLICA	3,846,890.60	-3,846,890.60	0.00	0.00	0.00	0.00	0.00
12 01 01	OBRA PUBLICA	3,846,890.60	-3,846,890.60	0.00	0.00	0.00	0.00	0.00
13	DEUDA PUBLICA	142,279.82	-53,688.34	88,591.48	0.00	88,591.48	88,591.48	0.00
13 01	DEUDA PUBLICA	142,279.82	-53,688.34	88,591.48	0.00	88,591.48	88,591.48	0.00
13 01 01	DEUDA PUBLICA	142,279.82	-53,688.34	88,591.48	0.00	88,591.48	88,591.48	0.00
14	TRANSFERENCIAS, SUBSIDIOS Y AYUDAS	68,000.00	-68,000.00	0.00	0.00	0.00	0.00	0.00
14 03	AYUDAS	68,000.00	-68,000.00	0.00	0.00	0.00	0.00	0.00
14 03 01	AYUDAS SOCIALES A PERSONAS	68,000.00	-68,000.00	0.00	0.00	0.00	0.00	0.00

TOTAL DEL GASTO: 13,297,259.20 -5,247,422.17 8,049,837.03 835,469.7 7,214,367.27 7,909,299.71 835,469.7 6




MUNICIPIO DE COQUIMATLAN, COL.
Sistema Integral de Contabilidad Gubernamental
ESTADO ANALITICO DEL EJERCICIO DEL PRESUPUESTO DE EGRESOS

Clasificación Administrativa

DEL 1 DE ENERO AL 31 DE MAYO DE 2024

Análisis por: Clasificación Administrativa

Clave Presupuestaria	Descripción	Aprobado Ene-May	Ampliaciones / (Reducciones) Ene-May	Modificado Ene-May	DpC Ene-May	Devengado Ene-May	Pagado Ene-May	Subejercicio Ene-May
UP-UR-UE								
01	REGIDORES	1,346,593.10	-1,992.71	1,344,600.39	0.00	1,344,600.39	1,331,350.39	0.00
01 01	REGIDORES	1,346,593.10	-1,992.71	1,344,600.39	0.00	1,344,600.39	1,331,350.39	0.00
01 01 01	DESPACHO DE REGIDORES	1,346,593.10	-1,992.71	1,344,600.39	0.00	1,344,600.39	1,331,350.39	0.00
02	PRESIDENCIA MUNICIPAL	1,199,815.16	32,907.60	1,232,722.76	0.00	1,232,722.76	1,182,548.59	0.00
02 01	PRESIDENCIA MUNICIPAL	1,199,815.16	32,907.60	1,232,722.76	0.00	1,232,722.76	1,182,548.59	0.00
02 01 01	DESPACHO DE PRESIDENCIA	751,070.45	33,776.78	784,847.23	0.00	784,847.23	734,673.06	0.00
02 01 02	SECRETARIA PARTICULAR	448,744.71	-869.18	447,875.53	0.00	447,875.53	447,875.53	0.00
03	SECRETARIA DEL H AYUNTAMIENTO	3,677,490.88	13,304.31	3,690,795.19	10.00	3,690,795.19	3,671,124.87	10.00
03 01	SECRETARIA DEL H AYUNTAMIENTO	3,677,490.88	13,304.31	3,690,795.19	10.00	3,690,795.19	3,671,124.87	10.00
03 01 01	DESPACHO DE SECRETARIA DEL H AYUNTAMIENTO	1,692,670.96	-29,734.68	1,662,936.28	10.00	1,662,936.28	1,644,265.96	10.00
03 01 02	DIRECCION DE ASUNTOS JURIDICOS	265,274.94	43,835.51	309,110.45	0.00	309,110.45	309,110.45	0.00
03 01 03	DIRECCION DE COMUNICACION SOCIAL	289,904.93	-29,503.00	260,401.93	0.00	260,401.93	259,901.93	0.00
03 01 04	DIRECCION DE CULTURA	295,937.86	-6,785.07	289,152.79	0.00	289,152.79	289,152.79	0.00
03 01 05	DIRECCION DE DEPORTES	505,045.04	9,992.81	515,037.85	0.00	515,037.85	514,537.85	0.00
03 01 07	DIRECCION DE REGISTRO CIVIL	0.00	8,794.00	8,794.00	0.00	8,794.00	8,794.00	0.00
03 01 08	JUNTA MUNICIPAL DE PUEBLO JUAREZ	537,907.15	19,454.74	557,361.89	0.00	557,361.89	557,361.89	0.00
03 01 09	COMISARIAS MUNICIPALES	90,750.00	-2,750.00	88,000.00	0.00	88,000.00	88,000.00	0.00
04	OFICIALIA MAYOR	15,612,005.73	-6,948,398.59	8,663,607.14	9,109.18	8,654,497.96	8,554,915.83	9,109.18
04 01	OFICIALIA MAYOR	15,612,005.73	-6,948,398.59	8,663,607.14	9,109.18	8,654,497.96	8,554,915.83	9,109.18
04 01 01	DESPACHO DE OFICIALIA MAYOR	8,966,443.25	-4,239,173.77	4,727,269.48	9,109.18	4,718,160.30	4,651,987.10	9,109.18
04 01 03	DEPARTAMENTO DE RECURSOS HUMANOS	6,495,792.34	-2,712,826.19	3,782,966.15	0.00	3,782,966.15	3,749,557.22	0.00
04 01 05	DEPARTAMENTO DE INFORMATICA	149,770.14	3,601.37	153,371.51	0.00	153,371.51	153,371.51	0.00
05	TESORERIA MUNICIPAL	2,929,358.07	-163,115.96	2,766,242.11	0.00	2,766,242.11	2,755,514.81	0.00
05 01	TESORERIA MUNICIPAL	2,929,358.07	-163,115.96	2,766,242.11	0.00	2,766,242.11	2,755,514.81	0.00
05 01 01	DESPACHO DE TESORERIA MUNICIPAL	2,434,933.32	-102,915.23	2,332,018.09	0.00	2,332,018.09	2,321,290.79	0.00
05 01 02	DIRECCION DE INGRESOS	101,683.80	-9,194.68	92,489.12	0.00	92,489.12	92,489.12	0.00
05 01 03	DIRECCION DE EGRESOS Y CONTABILIDAD	218,347.98	27,800.00	246,147.98	0.00	246,147.98	246,147.98	0.00
05 01 04	DIRECCION DE CATASTRO	174,392.97	-78,806.05	95,586.92	0.00	95,586.92	95,586.92	0.00
06	CONTRALOR MUNICIPAL	133,768.89	9,405.88	143,174.77	0.00	143,174.77	142,174.77	0.00
06 01	CONTRALOR MUNICIPAL	133,768.89	9,405.88	143,174.77	0.00	143,174.77	142,174.77	0.00
06 01 01	DESPACHO DEL CONTRALOR MUNICIPAL	133,768.89	9,405.88	143,174.77	0.00	143,174.77	142,174.77	0.00
07	DIRECCION DE OBRAS PUBLICAS, DESARROLLO URBANO Y ECOLOGIA	1,059,256.67	18,680,630.00	19,739,886.67	866,859.73	10,105,352.86	9,881,475.94	9,634,533.00
07 01	DIRECCION DE OBRAS PUBLICAS, DESARROLLO URBANO Y ECOLOGIA	1,059,256.67	18,680,630.00	19,739,886.67	866,859.73	10,105,352.86	9,881,475.94	9,634,533.00
07 01 01	DESPACHO DE LA DIRECCION DE OBRAS PUBLICAS, DESARROLLO URBANO Y ECOLOGIA	963,616.25	814,864.17	1,778,480.42	850,000.00	928,480.42	922,601.56	850,000.00



MUNICIPIO DE COQUIMATLAN, COL.
Sistema Integral de Contabilidad Gubernamental
ESTADO ANALITICO DEL EJERCICIO DEL PRESUPUESTO DE EGRESOS
 Clasificación Administrativa
DEL 1 DE ENERO AL 31 DE MAYO DE 2024

Análisis por: Clasificación Administrativa

Clave Presupuestaria	Descripción	Aprobado Ene-May	Ampliaciones / (Reducciones) Ene-May	Modificado Ene-May	DpC Ene-May	Devengado Ene-May	Pagado Ene-May	Subejercicio Ene-May
UP-UR-UE								
07 01 02	DEPARTAMENTO DE OBRAS PUBLICAS	95,640.42	17,865,765.83	17,961,406.25	16,859.73	9,176,872.44	8,958,874.38	8,784,533.00
08	DIRECCION DE SERVICIOS PUBLICOS	9,050,812.28	-1,145,373.57	7,905,438.71	0.00	7,905,438.71	7,695,361.43	0.00
08 01	DIRECCION DE SERVICIOS PUBLICOS	9,050,812.28	-1,145,373.57	7,905,438.71	0.00	7,905,438.71	7,695,361.43	0.00
08 01 01	DESPACHO DE LA DIRECCION DE SERVICIOS PUBLICOS	9,045,012.28	-1,409,669.51	7,635,342.77	0.00	7,635,342.77	7,425,265.49	0.00
08 01 03	DEPARTAMENTO DE PARQUES Y JARDINES	0.00	222,996.66	222,996.66	0.00	222,996.66	222,996.66	0.00
08 01 04	DEPARTAMENTO DE RASTRO MUNICIPAL	5,800.00	7,789.20	13,589.20	0.00	13,589.20	13,589.20	0.00
08 01 06	DEPARTAMENTO DE PANTEON	0.00	33,510.08	33,510.08	0.00	33,510.08	33,510.08	0.00
09	DIRECCION DE SEGURIDAD PUBLICA, TRANSITO Y VIALIDAD	7,185,677.70	698,947.46	7,884,625.16	0.00	7,884,625.16	7,695,562.57	0.00
09 01	DIRECCION DE SEGURIDAD PUBLICA, TRANSITO Y VIALIDAD	7,185,677.70	698,947.46	7,884,625.16	0.00	7,884,625.16	7,695,562.57	0.00
09 01 01	SEGURIDAD PUBLICA, TRANSITO Y VIALIDAD	911,087.06	-27,605.25	883,481.81	0.00	883,481.81	882,481.86	0.00
10	DIRECCION DE DESARROLLO MUNICIPAL	911,087.06	-27,605.25	883,481.81	0.00	883,481.81	882,481.86	0.00
10 01	DIRECCION DE DESARROLLO MUNICIPAL	911,087.06	-27,605.25	883,481.81	0.00	883,481.81	882,481.86	0.00
10 01 01	DESPACHO DE LA DIRECCION DE DESARROLLO MUNICIPAL	378,389.26	-19,802.72	358,586.54	0.00	358,586.54	358,086.59	0.00
10 01 02	DEPARTAMENTO DE PLANEACION	481,817.65	2,506.52	484,324.17	0.00	484,324.17	483,824.17	0.00
10 01 04	DEPARTAMENTO DE DESARROLLO RURAL	50,880.15	-10,309.05	40,571.10	0.00	40,571.10	40,571.10	0.00
11	ORGANISMOS PUBLICOS DESCENTRALIZADOS	3,833,333.30	0.00	3,833,333.30	0.00	3,833,333.30	3,729,533.30	0.00
11 01	ORGANISMOS PUBLICOS DESCENTRALIZADOS	3,833,333.30	0.00	3,833,333.30	0.00	3,833,333.30	3,729,533.30	0.00
11 01 01	DIF MUNICIPAL	3,833,333.30	0.00	3,833,333.30	0.00	3,833,333.30	3,729,533.30	0.00
12	OBRA PUBLICA E INVERSION	19,234,453.00	-	0.00	0.00	0.00	0.00	0.00
12 01	OBRA PUBLICA	19,234,453.00	-19,234,453.00	0.00	0.00	0.00	0.00	0.00
12 01 01	OBRA PUBLICA	19,234,453.00	-19,234,453.00	0.00	0.00	0.00	0.00	0.00
13	DEUDA PUBLICA	706,083.97	4,439,707.85	5,145,791.82	0.00	5,145,791.82	5,049,779.46	0.00
13 01	DEUDA PUBLICA	706,083.97	4,439,707.85	5,145,791.82	0.00	5,145,791.82	5,049,779.46	0.00
13 01 01	DEUDA PUBLICA	706,083.97	4,439,707.85	5,145,791.82	0.00	5,145,791.82	5,049,779.46	0.00
14	TRANSFERENCIAS, SUBSIDIOS Y AYUDAS	129,600.00	-76,500.00	53,100.00	0.00	53,100.00	53,100.00	0.00
14 03	AYUDAS	129,600.00	-76,500.00	53,100.00	0.00	53,100.00	53,100.00	0.00
14 03 01	AYUDAS SOCIALES A PERSONAS	129,600.00	-76,500.00	53,100.00	0.00	53,100.00	53,100.00	0.00

TOTAL DEL GASTO: 67,009,335.81 -3,722,535.98 63,286,799.83 875,978.9 53,643,146.84 52,624,923.82 9,643,652.99